

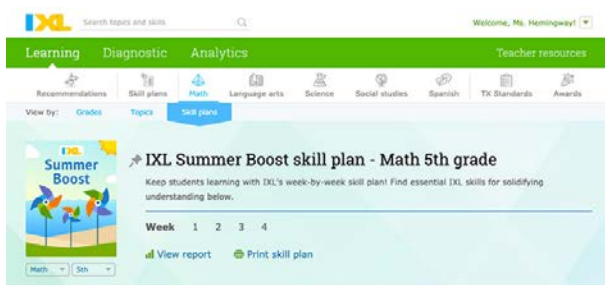
Welcome to IXL! This step-by-step guide provides a quick tour of IXL and shows you easy, effective ways to get your child engaged and learning.

IXL learning plans

Have your child brush up on key concepts for their grade level! Our [ready-made learning plans](#) guide them to 2 essential skills per day that will help them build the knowledge and confidence to move ahead.

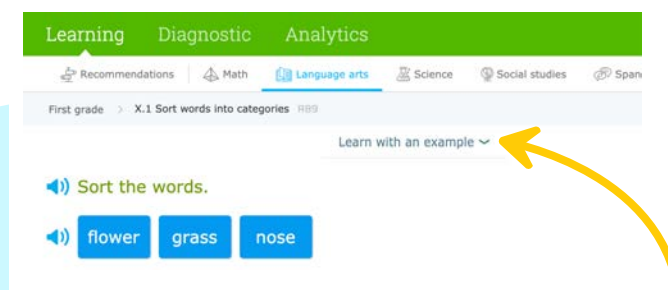

Each day:

1 Practice the IXL skills listed for that day



1 Days 1-5	
Day 1	Identify factors
Day 2	Comparison word problems: addition or multiplication?
Day 3	Place value review
Day 4	Identify equivalent fractions
Day 5	Multiply a 2-digit number by a 2-digit number: complete the missing steps

2 Days 6-10	
Day 6	Graph and order fractions on number lines
Day 7	Divide 2-digit numbers by 1-digit numbers
Day 8	Parallel sides in quadrilaterals



IXL TIP

If your child needs a refresher on the concept before they start a skill, click on "Learn with an example" at the top of the page!

2

For each skill, aim to reach a SmartScore of 80 (which indicates proficiency)

Every IXL skill adapts to your child, guiding them from simpler tasks to more complex problems, so they can learn at their own pace!

If your child reaches proficiency and wants an extra challenge, have them aim for mastery-- a SmartScore of 100.

Learning Diagnostic Analytics

Math Language arts Science Social studies Spanish NC Standards Awards

Third grade > W.6 Match fractions to models: halves, thirds, and fourths Y55

Learn with an example

Which figure shows fourths?

Submit

Questions answered: 20

Time elapsed: 00 07 26

SmartScore out of 100: 80

Not feeling ready yet? This can help: Make halves, thirds, and fourths

3


If you'd like your child to continue learning, check out the other strategies outlined below!

Visit the [Family Learning Hub](#) to browse and download the skill plans!



IXL TIP

If your child gets stuck while working on a skill, make sure they read the step-by-step explanations provided after each missed question.



Choose your own learning plan

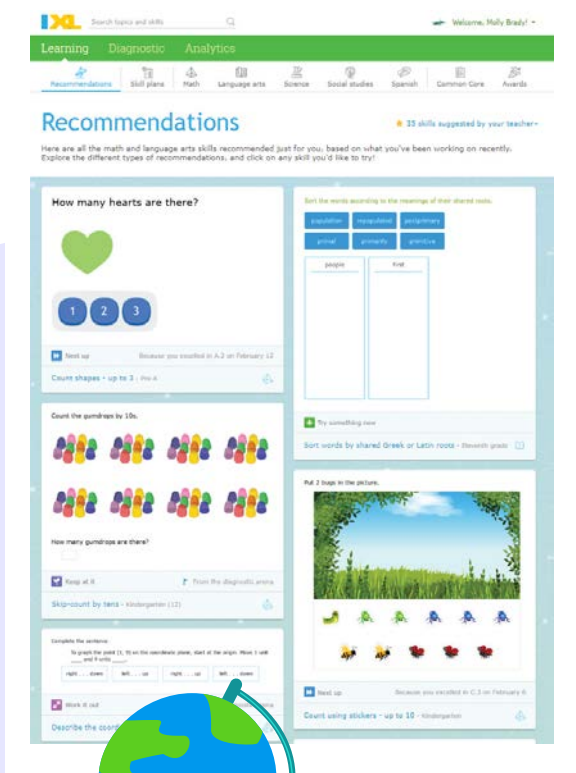
Find skills that match your child's textbook, or help prepare them for tests like the SAT and ACT!

[Explore math content >](#)

[Explore ELA content >](#)

Let IXL recommend skills for you

For even more learning opportunities, encourage your child to choose skills from their Recommendations Wall, filled with skills selected just for them based on what they've been working on!

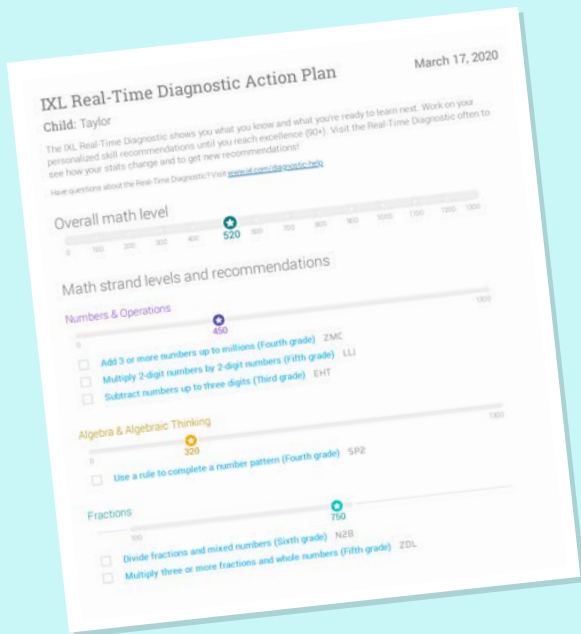


Get a personalized action plan for growth

Super-charge learning with the Real-Time Diagnostic! It shows you what your child knows, and exactly what they can do next to make even more strides.


1 Complete initial diagnostic

Have students answer diagnostic questions until all of their levels are up to date. It only takes students about 45 minutes to get full diagnostic stats in one subject.



2 Use the personalized action plan

Based on their work in the diagnostic, IXL creates a personalized action plan with skills that will help your child grow. This plan is your perfect path for making progress at home.

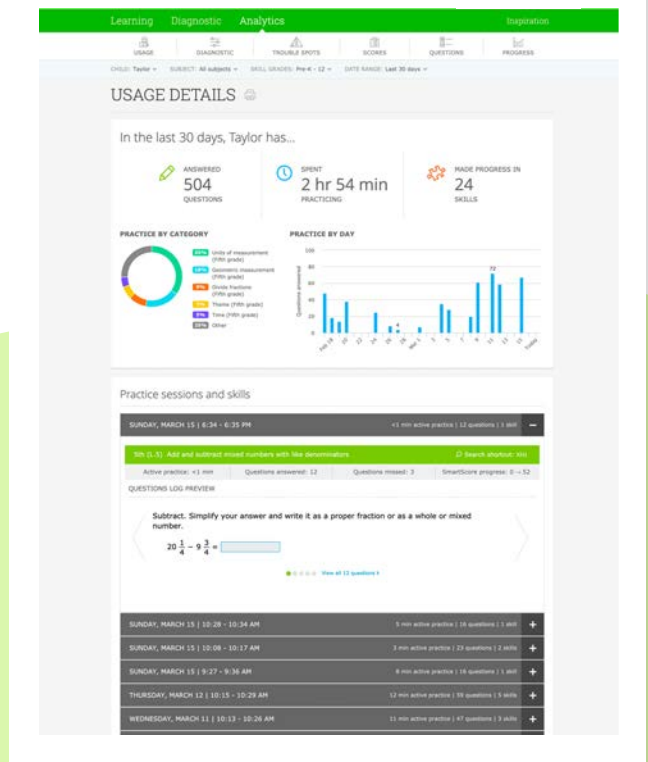
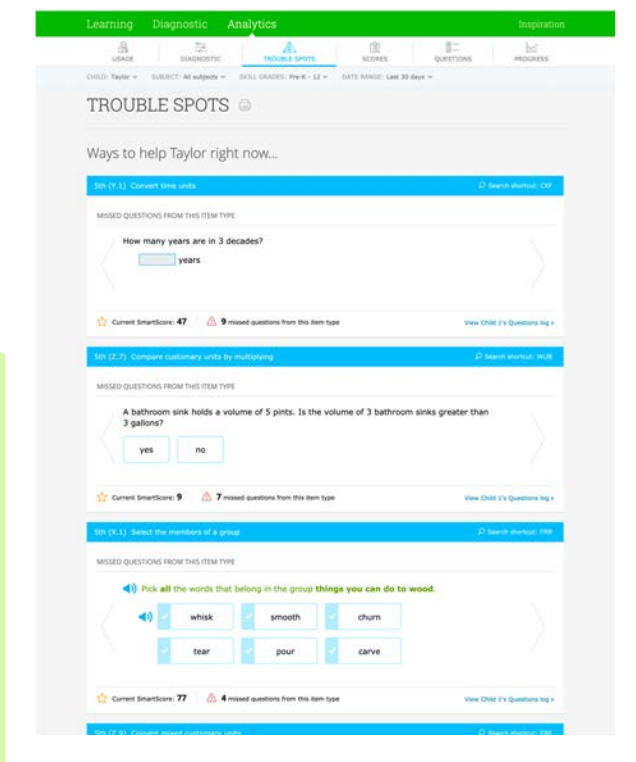


Monitor your child's progress

As a parent, you can stay up to date on what your child has been doing on IXL! Visit the Analytics tab and try visiting a couple of our favorite reports:

Trouble Spots: See where your child is getting stuck so that you can step in and provide support.

Usage: Get a highlight reel of what your child has been doing on IXL, and review the progress they've made.



If you have any questions, please reach out to us through our [support form](#) or at (855) 255-8800 and we'd be happy to assist!

